


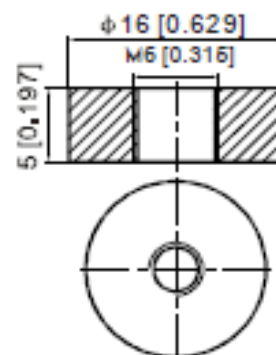
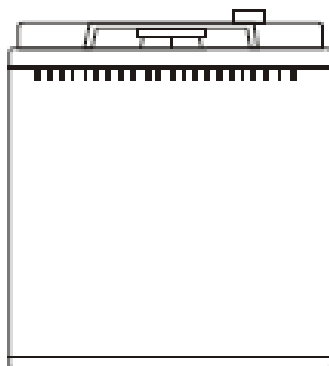
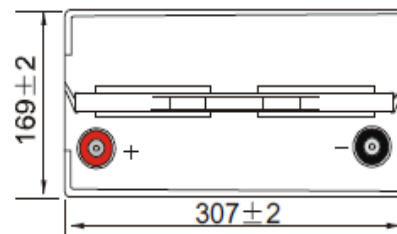
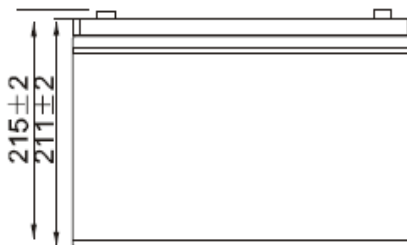


**TYP AKUMULATORA:** Toyama – NPCG100 12V  
Deep Cycle Gel Battery



### Specyfikacja techniczna:

Napięcie		12 Volt
Pojemność		100 Ah
Wymiary	długość	307 mm
	szerokość	169 mm
	wysokość	211 mm
	całkowita wys.	215 mm
Masa akumulatora		30,5 kg
Rodzaj obudowy		ABS
Rezystancja wewnętrzna		<5 mΩ
Pojemność znamionowa	C-20 (1,75V/cell,25°C)	100 Ah
	C-5 (1,75V/cell,25°C)	79,5 Ah
	C-1 (1,60V/cell,25°C)	55,4 Ah
Zakres temperatur pracy	rozładowanie	-15 - 50°C
	ładowanie	0 - 40°C
	przechowywanie	-15 - 40°C
Pojemność w danej temperaturze	40°C	103%
	25°C	100%
	0°C	86%
	-15°C	70%
samorozładowanie	po 3 mies.	92%
	po 6 mies.	84%
	po 12 mies.	65%



Praca cykliczna – maksymalny prąd ładowania nie wyższy niż 20A  
Napięcie ładowania 14,4V-14,9V w temp. 25°C. Korekta -30mV/°C  
Napięcie ładowania 13,6V-13,8V w temp. 25°C. Korekta -20mV/°C

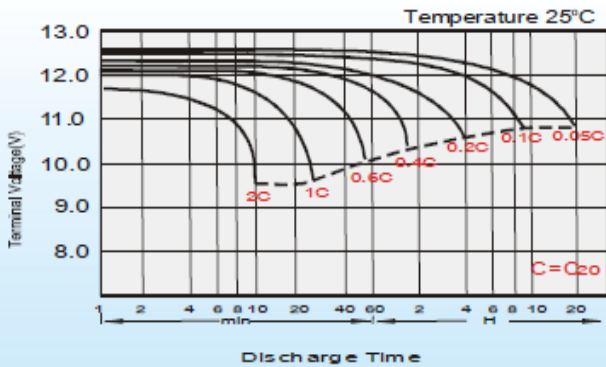
Tabela rozładowania stałym prądem (Amper) 25°C

F.V/Time	5min	10min	15min	20min	30min	45min	1h	2h	3h	4h	5h	6h	8h	10h	20h
1.85V/cell	154.0	121.1	103.0	86.1	68.5	51.8	42.4	27.0	21.4	17.5	14.1	12.2	9.95	8.50	4.64
1.80V/cell	206.8	154.7	124.4	101.8	80.8	60.3	47.5	29.5	23.0	18.6	15.1	13.1	10.5	9.00	5.00
1.75V/cell	233.1	170.0	135.9	109.5	83.9	62.5	49.7	30.6	23.4	19.1	15.5	13.5	10.7	9.09	5.20
1.70V/cell	256.7	185.3	145.1	115.1	87.3	65.0	51.3	31.8	24.1	19.6	15.9	13.8	10.9	9.18	5.30
1.65V/cell	283.1	200.0	154.3	122.3	92.1	66.7	53.0	32.7	25.1	20.2	16.3	14.1	11.1	9.37	5.40
1.60V/cell	312.2	217.1	165.0	130.3	97.2	69.5	54.9	33.8	25.9	20.9	16.9	14.4	11.2	9.47	5.50

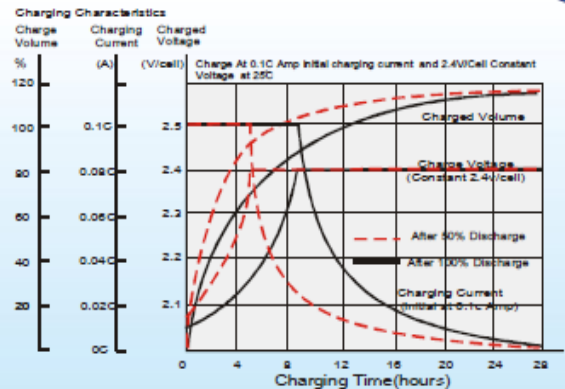
Tabela rozładowania mocą (Watt) 25°C

F.V/Time	5min	10min	15min	20min	30min	45min	1h	2h	3h	4h	5h	6h	8h	10h	20h
1.85V/cell	281.6	223.7	192.2	162.4	130.5	99.6	81.8	52.5	41.6	34.1	27.6	24.1	19.6	16.8	9.18
1.80V/cell	374.0	282.5	229.1	189.1	151.6	114.9	91.2	56.9	44.6	36.2	29.5	25.7	20.8	17.8	9.26
1.75V/cell	412.7	305.4	247.1	201.5	156.1	118.1	95.0	58.8	45.2	36.9	30.2	26.4	21.1	17.9	9.33
1.70V/cell	441.9	325.3	260.2	210.2	161.6	122.4	97.6	61.0	46.4	37.8	30.9	26.9	21.3	18.1	9.51
1.65V/cell	480.4	347.9	274.5	221.6	169.1	124.3	100.2	62.3	48.1	39.0	31.6	27.4	21.6	18.4	9.62
1.60V/cell	517.6	369.1	288.7	233.5	177.2	128.9	103.2	64.1	49.4	40.1	32.5	27.9	21.8	18.6	9.66

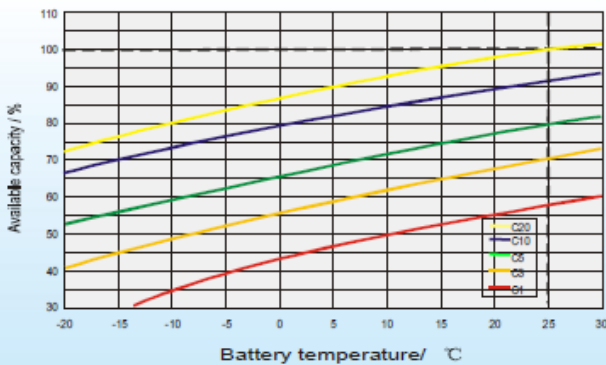
Discharge Characteristics



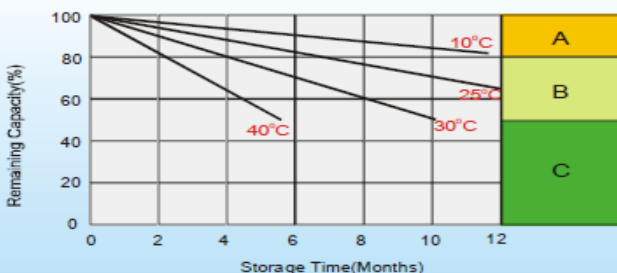
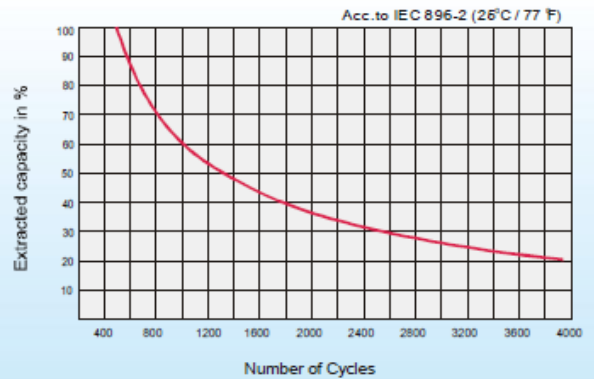
Charging Characteristics (cycle use)



Temperature Effects in Relation to Battery Capacity



Cycle Life in Relation to Depth of Discharge



Self Discharge Characteristics

- A** No supplementary charge required  
(Carry out supplementary charge before use if 100% capacity is required.)
- B** Supplementary charge required before use. Optional charging way as below:  
1. Charged for above 3 days at limited current 0.25CA and constant voltage 2.25V/cell.  
2. Charged for above 20hours at limited current 0.25CA and constant voltage 2.45V/cell.  
3. Charged for 8~10hours at limited current 0.05CA.
- C** Supplementary charge may often fail to recover the capacity.  
The battery should never be left standing till this is reached.